


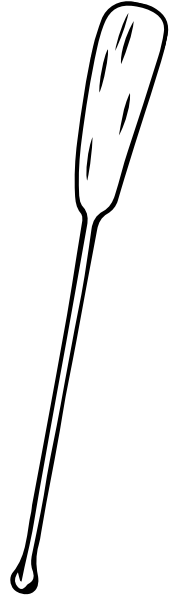
# DISNEY PRINCESS LOGIC PUZZLE

Four friends are dressing as Disney princesses for Halloween.


Match each girl with her costume.



	ARIEL	BELLE	ELSA	MOANA
AMELIA				
CHARLOTTE				
MIA				
SOPHIA				



Clues:



1. Amelia's name starts with the same letter as her princess's name.
2. Charlotte has blond hair just like her favorite princess.
3. Mia's brother is going as Maui to match her costume.


Which friend is dressing as which princess?





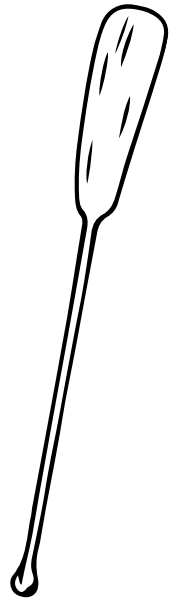
# DISNEY PRINCESS PUZZLE ANSWER

Four friends are dressing as Disney princesses for Halloween.

Match each girl with her costume.



	ARIEL	BELLE	ELSA	MOANA
AMELIA	♥	✗	✗	✗
CHARLOTTE	✗	✗	♥	✗
MIA	✗	✗	✗	♥
SOPHIA	✗	♥	✗	✗



Which friend is dressing as which princess?

1. Amelia is Ariel
2. Charlotte is Elsa
3. Mia ia Moana
4. Sophia is Belle

